




Figure Index



1: Overall Production Mood Board



2A: Inspiration photographs the Pixar team took in Detroit for the film. Lasseter, John, et al. *The Art of Cars*. Chronicle Books LLC, 2015. pg 55.



2B: Inspiration photographs the Pixar team took along Route 66 for the film. Lasseter, John, et al. *The Art of Cars*. Chronicle Books LLC, 2015. pg 73.

BOX 2.E

Designer Checklist II: Character Information

1. What kind of character is this—major, minor, stock, abstract, allegorical?
2. What are the character's physical characteristics?
 - a. Age?
 - b. Physical appearance?
 - c. Carriage and bearing? Vitality?
 - d. Ethnic background?
 - e. Mannerisms or affectations?
 - f. Speech patterns or dialect?
3. What are the character's mental characteristics?
 - a. Education? IQ?
 - b. Artistic accomplishments or tendencies?
 - c. Ability to relate to reality?
4. What personality traits does this character exhibit? What is the character's emotional state? Does it change as the play progresses? Introvert or extrovert?
5. What is the character's social status or rank?
 - a. Economic status?
 - b. Moral viewpoint?
 - c. Religion?
 - d. Profession?
 - e. Political viewpoint?
 - f. Social standing with peers?
6. What is the character's objective? Does this character represent the playwright's point of view?
7. How should the dress of this character reflect this analysis?
8. What events in the life of this character have had lasting effects on their character?
9. What specific references are made in the script to this character's clothing? What action does this character perform that might affect the clothing? For what occasions is this character present in the play? In what scenes does this character appear; is s/he the focal point or supporting character?
10. Will the actor cast in this role need special padding, shoes, or other items to "look the part?"
11. Do the characters dress in agreement with all aspects of their personalities and roles or do they attempt to hide, disguise, or deny the reality of their personalities from the other characters and/or the audience?

3: Rebecca Cunningham's Character Chart from *The Magic Garment: Principles of Costume Design*



LIGHTNING MCQUEEN

CHARACTER CHART

1.) CHARACTER TYPE?

Protagonist

2.) PERSONALITY TRAITS?

Competitive, selfish, impulsive, conceded, blunt, "Likes working alone"

3.) EMOTIONAL STATE?

Anxious, desperate,

4.) OBJECTIVE?

Win the Piston Cup as a rookie

5.) SCRIPT REFERENCES?

"kachow" reflectors, Rustee's sponsored, "stickers"

CHARACTERISTICS

a. Age?

21

b. Education? IQ?

College drop out, recruited

c. Religion?

Athiest

d. Profession?

Professional racer

e. Political viewpoint

Republican

f. Social standing?

Famous, disliked in RS





TOW MATER

CHARACTER CHART

1.) CHARACTER TYPE?

Best friend to Protag., Fool

2.) PERSONALITY TRAITS?

easily entertained, dim-witted, joiner, goofy, rambunctious, immature

3.) EMOTIONAL STATE?

Lonely, relatively good-humored

4.) OBJECTIVE?

Become McQueen's best friend

5.) SCRIPT REFERENCES?

Missing a hood

CHARACTERISTICS

a. Age?

26

b. Education? IQ?

High school dropout

c. Religion?

Christian

d. Profession?

mechanic/truck driver

e. Political viewpoint

Not political/Moderate

f. Social standing?

low class but well-known





SALLY CARRERA

CHARACTER CHART

1.) CHARACTER TYPE?

Love interest for Protag.

2.) PERSONALITY TRAITS?

Problem solver, organized, punctual, independent, workaholic

3.) EMOTIONAL STATE?

Lonely, depressed, searching

4.) OBJECTIVE?

Fix up the town, put it back on the map

5.) SCRIPT REFERENCES?

"bumper sticker" (tramp stamp)

CHARACTERISTICS

a. Age?

23

b. Education? IQ?

Legal Masters

c. Religion?

Catholic, non-practicing

d. Profession?

Hotel Manager/ town attorney

e. Political viewpoint

Democrat

f. Social standing?

town's daughter





FLO

CHARACTER CHART

1.) CHARACTER TYPE?

Minor, coupled (ramone)

2.) PERSONALITY TRAITS?

sassy, spunky, fabulous, loud
and proud, cheerful

3.) EMOTIONAL STATE?

content

4.) OBJECTIVE?

Provide for the town

5.) SCRIPT REFERENCES?

Serving at the diner

CHARACTERISTICS

a. Age?

43

b. Education? IQ?

high school graduate

c. Religion?

Christian

d. Profession?

Diner owner

e. Political viewpoint

Democrat

f. Social standing?

town mom





DOC HUDSON

CHARACTER CHART

1.) CHARACTER TYPE?

Father figure to Protag.

2.) PERSONALITY TRAITS?

Secretive, cranky, assertive, secluded, routinely

3.) EMOTIONAL STATE?

Lonely, without purpose

4.) OBJECTIVE?

give credit where credit is due

5.) SCRIPT REFERENCES?

"hudson hornet"

CHARACTERISTICS

a. Age?

55

b. Education? IQ?

High school graduate

c. Religion?

Catholic

d. Profession?

Doctor/judge

e. Political viewpoint

Moderate, Right-wing

f. Social standing?

respected elder





RAMONE

CHARACTER CHART

1.) CHARACTER TYPE?

Minor, coupled (Flo)

2.) PERSONALITY TRAITS?

eclectic, loud, chill, relaxed,
cool-guy, laid-back

3.) EMOTIONAL STATE?

fulfilled

4.) OBJECTIVE?

spruce up everyday life

5.) SCRIPT REFERENCES?

4 different paint jobs

CHARACTERISTICS

a. Age?

38

b. Education? IQ?

High school graduate

c. Religion?

Agnostic

d. Profession?

Tattoo artist/piercer

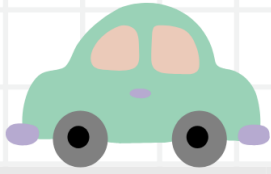
e. Political viewpoint

Democrat

f. Social standing?

town artist





FILLMORE

CHARACTER CHART

1.) CHARACTER TYPE?

Minor

2.) PERSONALITY TRAITS?

calm, introspective, relaxed,
friendly, nonconformist, zen

3.) EMOTIONAL STATE?

at peace

4.) OBJECTIVE?

Turn town organic/granola

5.) SCRIPT REFERENCES?

"the 60s were not good to you"

CHARACTERISTICS

a. Age?

46

b. Education? IQ?

high school graduate

c. Religion?

Spiritual

d. Profession?

Organic tea hut owner

e. Political viewpoint

Democrat, LGBTQ+ positive

f. Social standing?

middle class





SARGE

CHARACTER CHART

1.) CHARACTER TYPE?

Minor

2.) PERSONALITY TRAITS?

solid, straightforward, type A, structured, loyal, respectful

3.) EMOTIONAL STATE?

Covered, stone-faced

4.) OBJECTIVE?

Keep the town in line

5.) SCRIPT REFERENCES?

N/A

CHARACTERISTICS

a. Age?

42

b. Education? IQ?

Army ROTC

c. Religion?

Christian

d. Profession?

Army surplus manager

e. Political viewpoint

Republican


f. Social standing?

middle class

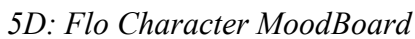
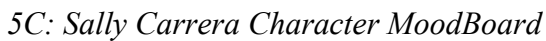




5A: Lightning McQueen Character MoodBoard




5B: Tow Mater Character MoodBoard





5E: Doc Hudson Character MoodBoard




5F: Ramone Character MoodBoard



5G: Fillmore Character MoodBoard



5H: Sarge Character MoodBoard



6A: Lightning McQueen Sketch



6B: Tow Mater Sketch



6C: Sally Carrera Sketch



6D: Flo Sketch

Lightning McQueen

Pixar Cars



7A: Lightning McQueen Final Rendering

Tow Mater

Pixar Cars



7B: Tow Mater Final Rendering

Sally Carrera

Pixar Cars



7C: Sally Carrera Final Rendering



7D: Flo Final Rendering